



Brother or Baby Lock 6 or 10 Needle

PR-Kit 1 **5.5" HoopMaster Starter Kit**



Station

List Price \$655
Sale Price \$541



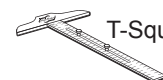
FreeStyle Base



5.5" Fixture and FreStyle Arm



5.5" Mighty Hoop



T-Square

PR-Kit 2

Includes everything in the PR-Kit 1 and the 6.25x8.25", 8x13" and Adjustable fixture

Sale Price \$961

Hoops

Sizes are listed as approx. inside dimensions of hoops. Sewing areas are smaller. See website for details.

4.25" Sq.



List Price \$180
Sale price \$135

5.5" Sq.



5.5" is the most common hoop ordered

List Price \$180
Sale price \$135

6.25x8.25"



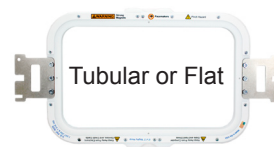
List Price \$194
Sale price \$145

7.25"



List Price \$194
Sale price \$145

8x13"



Tubular or Flat
List Price \$200
Sale price \$150

Fixtures

4.25" or 5.5" Fixtures



Fixture needed for each size

List Price \$275
Sale price \$206

7.25" Fixture




Fixture needed for each size

List Price \$308
Sale price \$231

Adjustable Fixture

Fits 6.25x8.25" to 8x13" in middle of station only



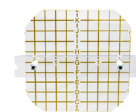
For Normal Station List Price \$167
Sale price \$125
For Medium Station List Price \$125
Sale price \$94

Extra bottom ring with standard or less magnetic strength



4.25" or 5.5"
List Price \$65
Sale price \$49

4.25" or 5.5" Pocket Guide
We suggest also ordering the weaker magnetic strength bottom ring to use the pocket guide



List Price \$50
Sale price \$38

Special notes and sewing area on next page

Midwest Products, Inc.

W194 N11665 McCormick Dr. • Germantown, WI 53022
Phone (262) 257-0930 or 1-800-900-0741 • Fax (262) 257-0934
www.MightyHoop.com

Actual Sewing Area of Hoops

The actual sewing area of a Mighty Hoop is usually about 3/4" to 1" less than the size listed for the hoop. The sizes listed are the approximate inside dimensions of the hoop.

The 8x13" is a little different, it will have a sewing area of about 7.25" deep x 11.5" wide on a 6 needle machine. The 10 needle machine will be able to sew a little wider.

Your machine will not recognize the size of the Mighty Hoops, so you should **always do a trace of your design to make sure it will fit**

8x13" Options

Here is a summary of the different versions of the 8x13" hoop. These options are explained in a video at www.mighty-hoop.com/8x13.html

We have 2 different versions of this hoop because they each can hoop certain types of garments better. The main difference is the way that they are held in the machine. **The Tubular Version is the most common way to order this size**, it has the machine adaptor brackets on the top hoop, just like the standard hoops that come with your machine. The Flat version has the machine adaptor brackets on the bottom hoop.

The Tubular version is best for T-Shirts, Sweatshirts and other items that are "tubular" when loading them in the machine. By this we mean that material has to go around and hang under the needle plate when sewing.

The Flat version is best for the backs of thick jackets and blankets. The brackets are on the bottom ring of this hoop, so when you open the jacket up, it basically lays on top of the ring and all of the material is on top of the brackets that hold the hoop in the machine. This makes it easier to load thick jackets in the machine because the material does not need to be pulled up and over the brackets or the needle plate arm. The flat version is not good for T-Shirts or Sweatshirts because the machine adaptor brackets end up inside the garment and there is no way to get the material out of the way.

We suggest that you order the Tubular Version, unless you only do thick jackets and blankets. The strength of both versions is exactly the same. The only difference is how the hoop is loaded into the machine.

If you are going to use this hoop for really heavy items, you have to be careful with the weight on the machine arms and drive system. You should support the item when embroidering to take some of the weight off of the machine.

8x13" Tubular Version - sale price \$150 This is the best option for hooping normal items including T-shirts and sweatshirts. The machine adaptor brackets are on the top hoop like normal hoops.

8x13" Flat Version - sale price \$150 For bulky items like Carhartt jackets and large thick pieces of material.

8x13" Adjustable Fixture -sale price is \$125

This fixture is made to hold hoops from the 6.25x8.25" size to the 8x13" size on the HoopMaster station for easier design placement. You can use the Mighty Hoops without the HoopMaster or Fixture, but having the HoopMaster and Fixture makes hooping a lot easier. This fixture will work with other large sizes of Mighty Hoops that we may make in the future. This fixture only holds hoops in the middle of the Station, you can not position the 7.25" to the left or right side. If you want to use the 7.25" hoop towards the left or right side of the station or on smaller items like bags, you should purchase the special 7.25" fixture.

If you have any questions, please give us a call or email us.
1-800-900-0741 or info@mightyhoop.com

Mighty hoops contain very strong magnets. If you have any type of medical device that could be affected by magnets, please consult your physician before ordering or using Mighty Hoops.

Mighty Hoops are not available for all brands of machines at this time. Please call for availability.